



## PSAM 2.7.3 Application Download URL

With automatic activation it is possible to send a message containing an installation link, to make easier for the user to install PrivateGSM client.



When user clicks on installation link, phone browser is redirect to PrivateServer which detect the device platform (Android, Blackberry, iOS) and redirect the device to the proper resource for client download:

- iOS: Apple Store
- Android: Google Play
- Blackberry: privategsm.com website

### Edit DownloadFileData

File Url:	<input type="text" value="market://details?id=com.privategsm.ent"/>
Name:	<input type="text" value="PrivateGSM enterprise - Android"/>
Platform:	<input type="text" value="ANDROID"/>
Variant:	<input type="text" value="SRTP"/>
 <b>Update</b>  <b>Delete</b>	

File Url:	<input type="text" value="http://e.privategsm.com/downloadPGSM?f=PrivateGSM_installer_ent."/>
Name:	<input type="text" value="PrivateGSM enterprise - Blackberry"/>
Platform:	<input type="text" value="BLACKBERRY"/>
Variant:	<input type="text" value="SRTP"/>
 <b>Update</b>  <b>Delete</b>	





File Url:	<input type="text" value="http://itunes.apple.com/it/app/privategsm-enterprise/id410825598?m"/>
Name:	<input type="text" value="PrivateGSM enterprise - iPhone"/>
Platform:	<input type="text" value="IPHONE"/>
Variant:	<input type="text" value="SRTP"/>
 <b>Update</b>  <b>Delete</b>	

figure 1. Edit the download urls of the application

For OEM version of PrivateGSM, it is possible to edit and or create new sections to redirect browser to proper resource.

## Create DownloadFileData

File Url:	<input type="text"/>
Name:	<input type="text"/>
Platform:	<span>ANDROID</span> 
Variant:	<span>SRTP</span> 


 **Create**

figure 2.