

PSAM 2.5 Clock and Language Configuration

To access to Clock and Language configuration page, you have to click on the "DateTime/Locale" entry in the main menu.

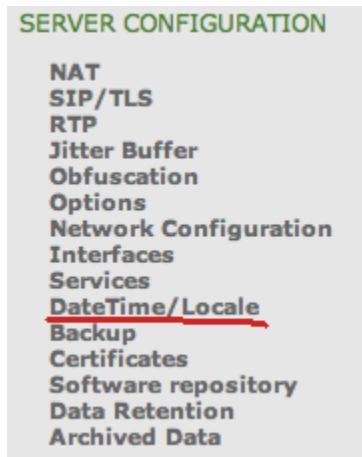


figure 1. Entry in the main menu

Clock configuration

When you need to troubleshoot or analyze issues, you cope with devices' clocks and server's clock: it is critical that PrivateServer's clock is properly set

- [Clock configuration](#)
 - [Manual configuration](#)
 - [NTP Synchronization](#)
- [Language Configuration](#)

Manual configuration

Manual clock configuration is possible from command line, accessing via SSH. Syntax for date command follows pattern MMDDhhmm[[CC]YY][.ss], eg to set clock at 2-nd of July 2012 4:35pm, you use:

```
# date 070216352012
```

NTP Synchronization

PrivateServer can be synchronized with an NTP server. It is possible to configure up to 2 NTP servers.

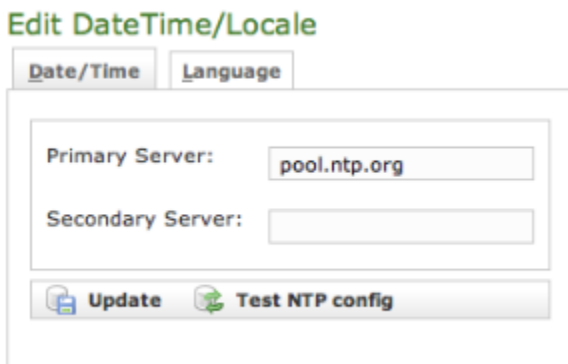


figure 8. insert the NTP servers address

After configuration you can immediately test if NTP server works properly

Edit DateTime/Locale

Date/Time

Language

Last NTP output - **SUCCESS**

9 Jul 15:45:57 ntpdate[23400]: adjust time server 85.10.246.226 offset -0.053083 sec

Primary Server:

pool.ntp.org

Secondary Server:


Update

Test NTP config

figure 9. test the NTP servers

Language Configuration

You can set up the language for you PrivateServer. This setting defines which language to speak for any Audio Message played to SIP trunks and to deskphones. Audio messages heard in PrivateGSM are played locally, so they follow the device's locale, not the language chosen on PrivateServer.

 The default language is English

To access the language configuration just press on the "Language" tab besides the "Date/Time" one.

Edit DateTime/Locale

Date/Time

Language

Language

ITALIAN

Update

figure 10. Language Configuration

To set the new language you just have to select one in the "Language" drop down menu and then confirm your choice pressing the "Update" button.

Edit DateTime/Locale

Date/Time

Language

Language

ENGLISH

✓ ITALIAN

FRENCH

SPANISH


GERMAN

Update

figure 11. Language Menu

A warning shows you the setting has been applied:

Edit DateTime/Locale

 Language updated

Date/Time

Language

Language

FRENCH

⬆️⬇️⬆️


 Update

figure 12. Language updated