

# Checking in progress calls



During secure calls, the following informations are displayed by PrivateWave :

- key exchange status at the beginning of the call;
- connection quality.

## Call status

To establish a call PrivateWave completes three phases shown by three icons:



### Call status icons

	<p><b>Red light: starting the connection.</b></p> <p><b>Connection not yet established. This step may take several seconds</b></p>
<div>Unknown macro: 'builder-show'</div>	
	<p><b>Green light: Secure call established</b></p> <p><b>Connection established and secure. You can now speak securely</b></p>

## Call quality level

Some factors of the mobile network (i.e.: GPRS use, poor signal, frequent radio cell changes, roaming) could decrease the audio quality of the call, increasing voice delay. Three variants of the call status icon shows the current call quality level.

### Call quality level icons

	<p><b>Poor</b> connection quality</p>
	<p><b>Average</b> connection quality</p>



**Good** connection quality



**Note**

If the connection quality remains poor we suggest you to seek for better network coverage or connect to broadband Wi-Fi access point.

[End-to-End Security](#)

[Audio features for ongoing Secure Call](#)