

# Available features during the call

## Adjusting audio volume

You can adjust the volume of the secure call in the same way as that one of a standard call.

**To adjust the volume during a secure call:**

- Use the volume key on your phone (if available).
- Use the scroll key, scrolling left to lower volume or right to raise it.

## Turning loudspeaker and microphone on and off

You can turn on the loudspeaker of the phone or mute the microphone during a call.

**To turn loudspeaker phone on/off during a secure call:**

- Android: press **menu key** > **Activate loudspeaker**
- iPhone: **tap** in the middle of the screen > tap on **speaker** icon
- BlackBerry: press **menu key** > **Activate loudspeaker**

**To turn the microphone on/off during a secure call:**

- Android: press **menu key** > **Mute microphone**
- iPhone: **tap** in the middle of the screen > tap on **mute** icon
- BlackBerry: press **menu key** > **Mute microphone**

### Loudspeaker and microphone menu

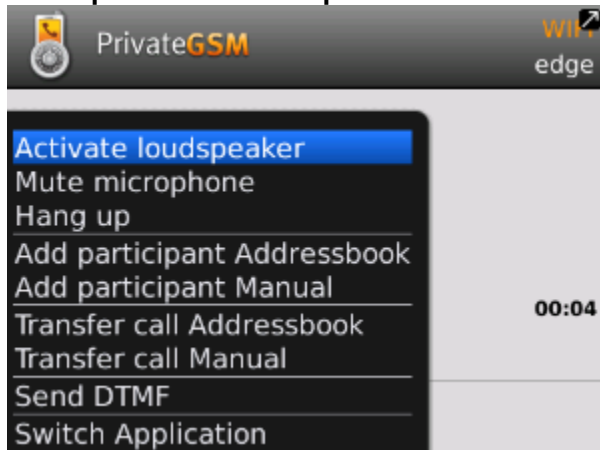


figure 1. BlackBerry

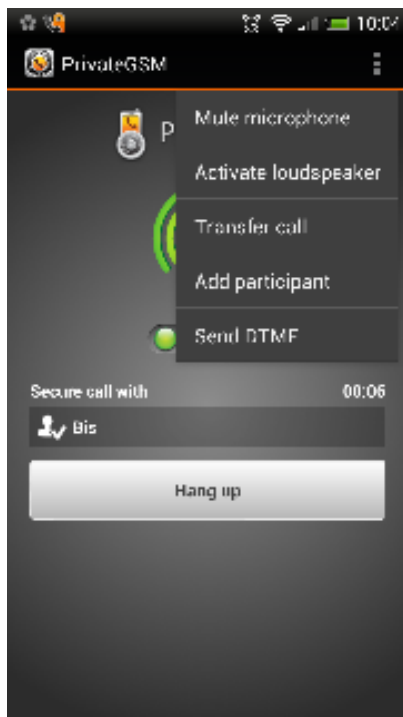


figure 2. Android

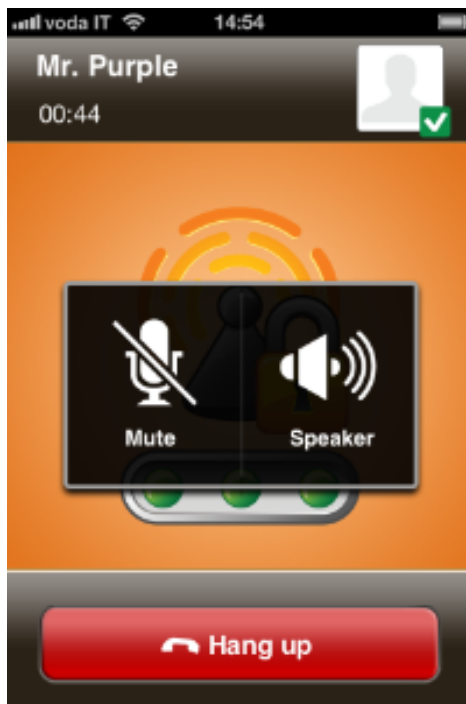


figure 3. iPhone

[Checking the call in progress](#)

[Advanced telephony features](#)