

Available features during the call

Adjusting audio volume

You can adjust the volume of the secure call in the same way as that one of a standard call.

To adjust the volume during a secure call:

- Use the volume key on your phone (if available).
- Use the scroll key, scrolling left to lower volume or right to raise it.

Turning loudspeaker and microphone on and off

You can turn on the loudspeaker of the phone or mute the microphone during a call.

To turn loudspeaker phone on/off during a secure call:

- Android: press **menu key** > **Activate loudspeaker**
- iPhone: **tap** in the middle of the screen > tap on **speaker** icon
- BlackBerry: press **menu key** > **Activate loudspeaker**

To turn the microphone on/off during a secure call:

- Android: press **menu key** > **Mute microphone**
- iPhone: **tap** in the middle of the screen > tap on **mute** icon
- BlackBerry: press **menu key** > **Mute microphone**

Loudspeaker and microphone menu

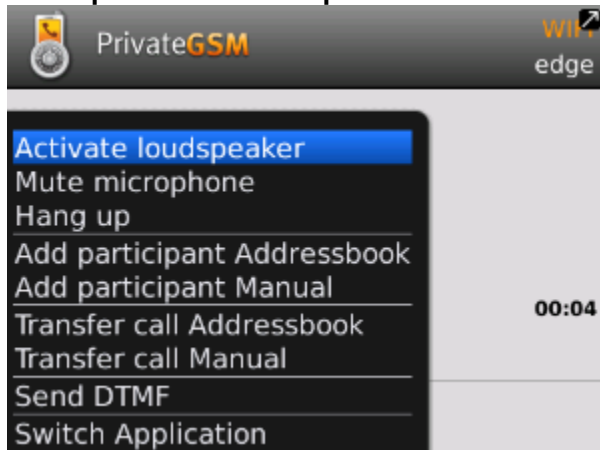


figure 1. BlackBerry

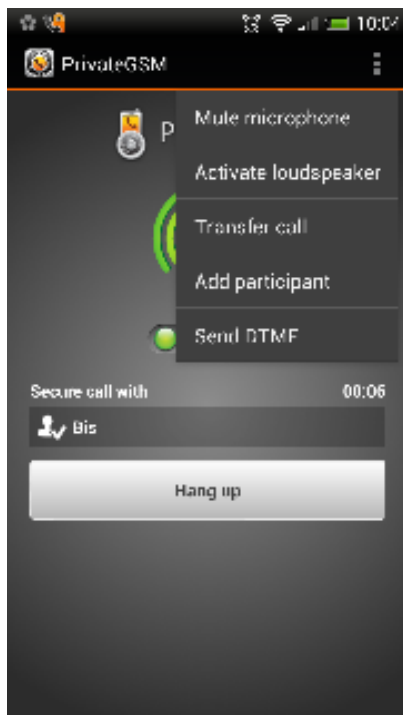


figure 2. Android

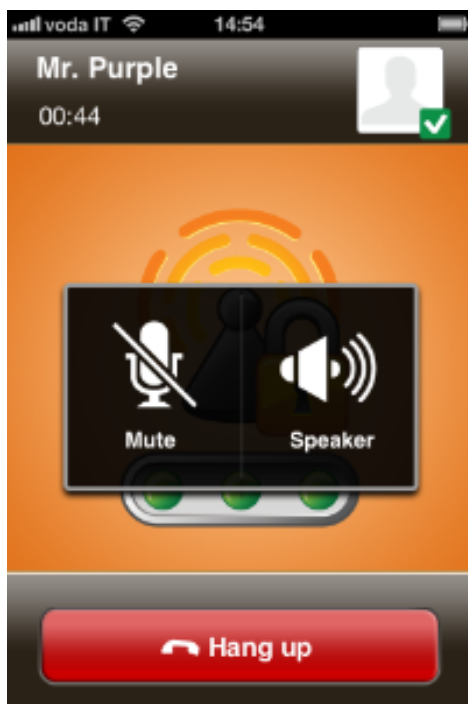


figure 3. iPhone

[Checking in progress calls](#)

[Advanced telephony features](#)