


Other functions and settings

BlackBerry functions

Changing the Access Point

To change the Access Point, select **Settings > Advanced Settings > Connection Settings** from the PrivateGSM menu. Restart the application for the change to take effect. PrivateGSM automatically reconnects after the change.

 WAP or MMS access points can not be used.

To change the access point, select Connection settings and insert the access point

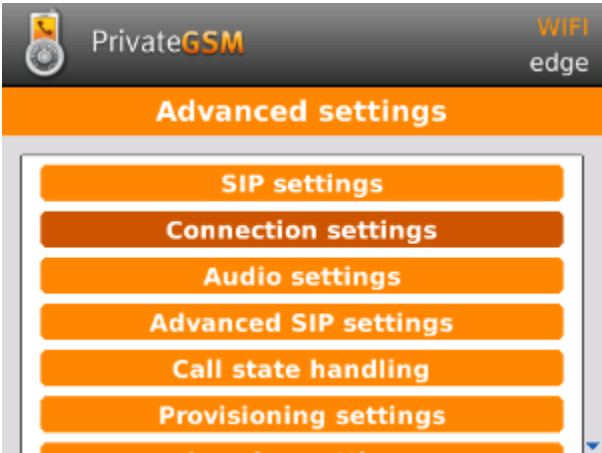


figure 1. Connection settings

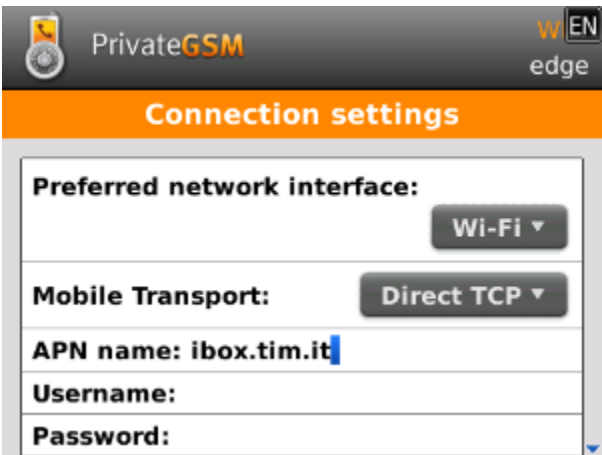


figure 2. Insert access point

Ending add re-starting the connection to the server

You can end the connection to the server if you do not want to receive secure calls. The application remains in the background and the connection can be restarted at any time.

To end and re-start the server connection, select Go offline from the application menu:

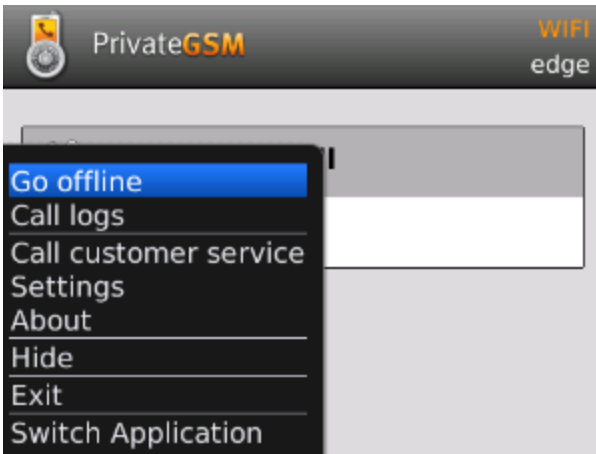




figure 3. Application menu

 You cannot receive or make secure calls when the application is not connected to the server.

Exit the application and end the connection to the server

To stop receiving secure calls, exit the application. This automatically ends the connection to the server.

To re-launch the application, open the mobile phone menu and select PrivateGSM. The connection is automatically re-started.

 You cannot receive or make secure calls when the application is not connected to the server.

To exit the application and automatically close the connection, select Exit from the application menu:

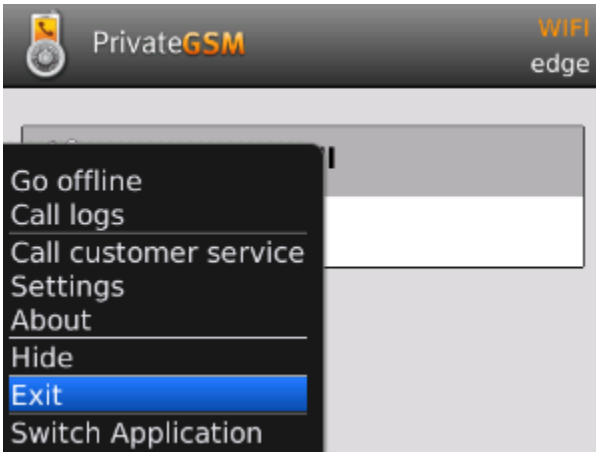


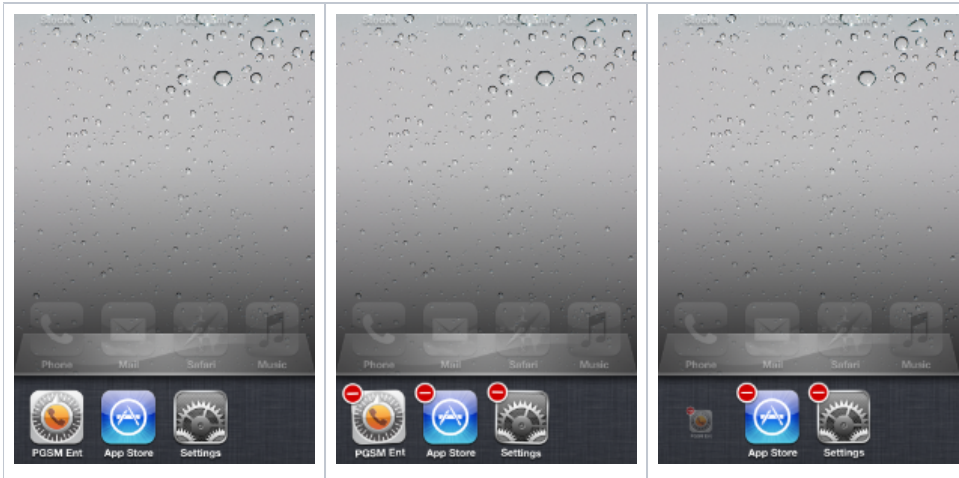
figure 4. Exit from application

iPhone functions

Exit the application

If you want to close PrivateGSM disconnecting it, you have to kill the application. Double click on HOME button, then long tap on PrivateGSM icon until it starts to wiggle. Tap on minus sign to close it.

| Step 1 | Step 2 | Step 3 |
|-----------------------------|-----------------------------|-------------------|
| Double click on HOME button | Long tap on PrivateGSM icon | Tap on minus sign |



⚠ You cannot receive or make secure calls when the application is not running.

Android functions

Ending and re-starting the connection to the server

You can end the connection to the server to stop receiving secure calls. The connection can be restarted at any time.

To end and re-start a server connection, click the option button and select "Go offline"

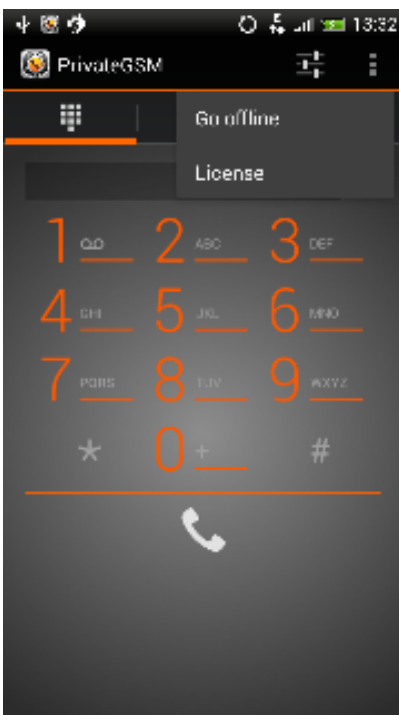


figure 5. Android menu

⚠ You cannot receive or make secure calls when the application is not connected to the server.

Advanced telephony features

What you should know before using PrivateGSM