



2.7.4 Client Download URL



With automatic activation it is possible to send a message containing an installation link, to make easier for the user to install PrivateWave client.

When user clicks on installation link, phone browser is redirect to PrivateServer which detect the device platform (Android, Blackberry, iOS) and redirect the device to the proper resource for client download:

- iOS: Apple Store
- Android: Google Play
- Blackberry: privategsm.com website

Edit DownloadFileData

| | |
|---|---|
| File Url: | <input type="text" value="market://details?id=com.privategsm.ent"/> |
| Name: | <input type="text" value="test"/> |
| Platform: | <input type="text" value="ANDROID"/> |
| Variant: | <input type="text" value="SDES"/> |
|  Update  Delete | |

| | |
|---|---|
| File Url: | <input type="text" value="http://appworld.blackberry.com/webstore/content/59956145"/> |
| Name: | <input type="text" value="Blackberry"/> |
| Platform: | <input type="text" value="BLACKBERRY"/> |
| Variant: | <input type="text" value="SDES"/> |
|  Update  Delete | |



| | |
|---|---|
| File Url: | <input type="text" value="http://itunes.apple.com/it/app/privategsm-enterprise/id410825598?m"/> |
| Name: | <input type="text" value="test"/> |
| Platform: | <input type="text" value="IPHONE"/> |
| Variant: | <input type="text" value="SDES"/> |
|  Update  Delete | |

figure 1. Edit the download urls of the application

For OEM version of PrivateWave , it is possible to edit and or create new sections to redirect browser to proper resource.

Create DownloadFileData

| | |
|-----------|--|
| File Url: | <input type="text"/> |
| Name: | <input type="text"/> |
| Platform: | ANDROID <input type="button" value="v"/> |
| Variant: | SDES <input type="button" value="v"/> |


 **Create**

figure 2.