

Checking in progress calls


During secure calls, the following informations are displayed by PrivateWave :

- key exchange status at the beginning of the call;
- connection quality.

Call status


To establish a call PrivateWave completes three phases shown by three icons:


Call status icons



Red light: starting the connection.

Connection not yet established. This step may take several seconds

 Unknown macro: 'builder-show'





Green light: Secure call established


Connection established and secure. You can now speak securely

Call quality level

Some factors of the mobile network (i.e.: GPRS use, poor signal, frequent radio cell changes, roaming) could decrease the audio quality of the call, increasing voice delay. Three variants of the call status icon shows the current call quality level.

Call quality level icons

	Poor connection quality
	Average connection quality
	Good connection quality

 **Note**

If the connection quality remains poor we suggest you to seek for better network coverage or connect to broadband Wi-Fi access point.

