[ANDROID] PGSM Professional configuration with dual SIM - Samsung S5 Duos

How to Configure PGSM professional with dual SIM

Choose which network to use for data connection:

1. Open the phone settings **SIM Card Manager** .
2. Check both SIM are active on device .
3. From **Data service network** choose **SIM 1** or **SIM 2** for data connection (My case I will be using **SIM 2** for data connection).

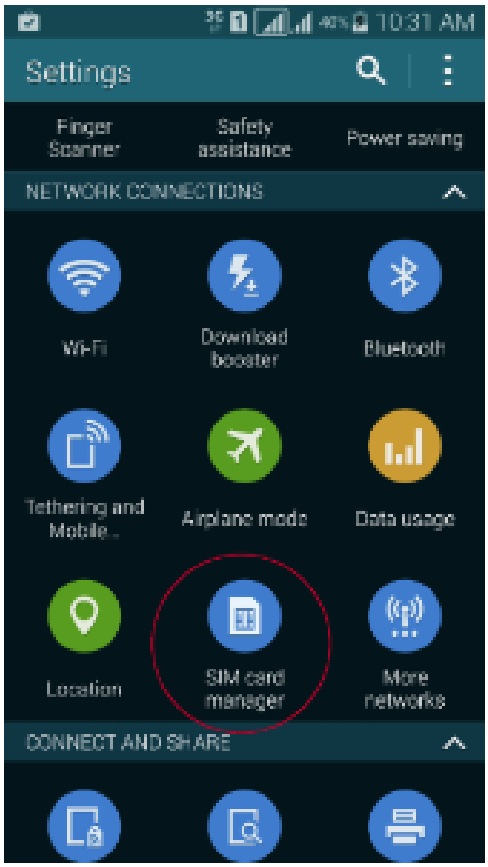

Fig. 1. SIM Card Manager

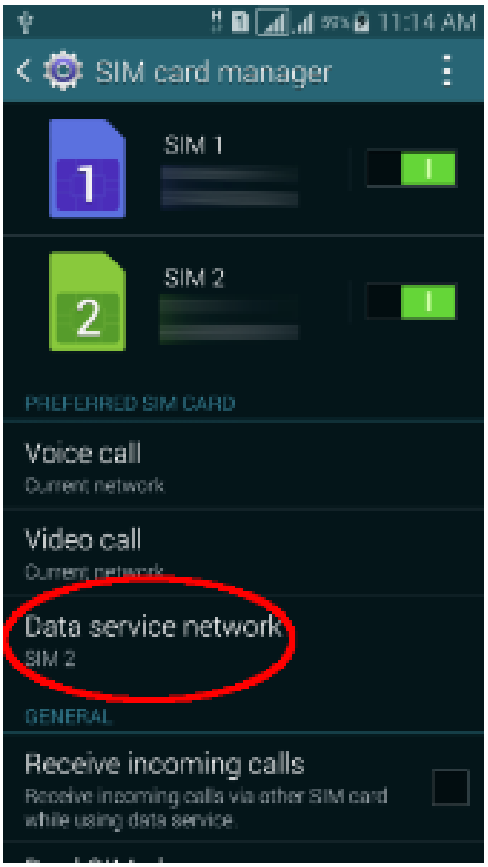

Fig. 2. Both SIM are active on device

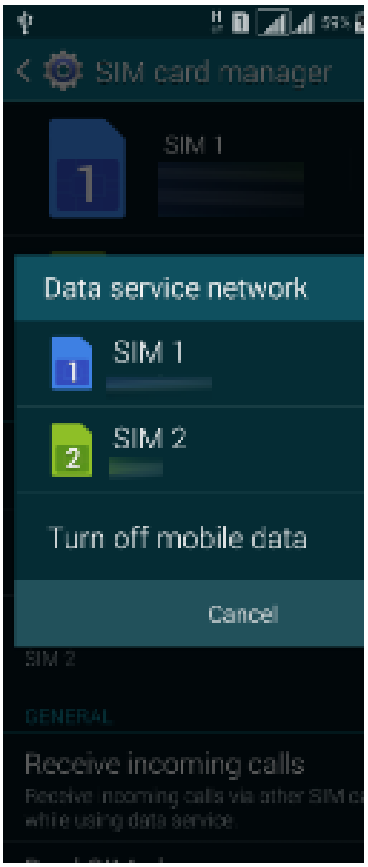

Fig. 3. Data Service Network

Choose which network to use to send SMS for self-registration:

To decide which phone number to use to register PGSM select the SIM from the notification area (**SIM 1** or **SIM 2**).

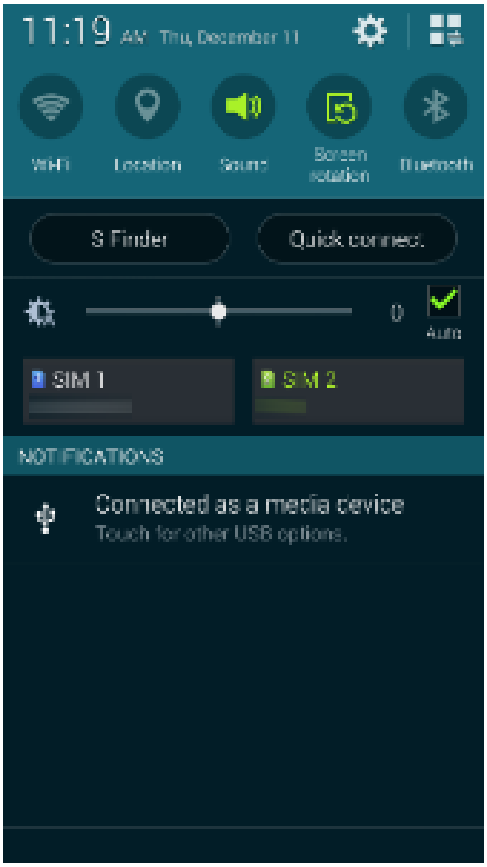

Fig. 4. Notification Area

Open PGSM and start step by step the automatic activation Wizard Automatic activation.