



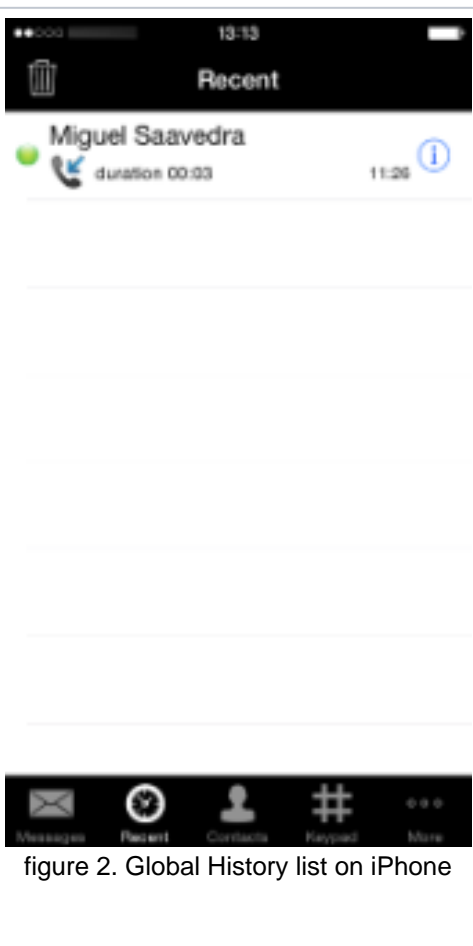
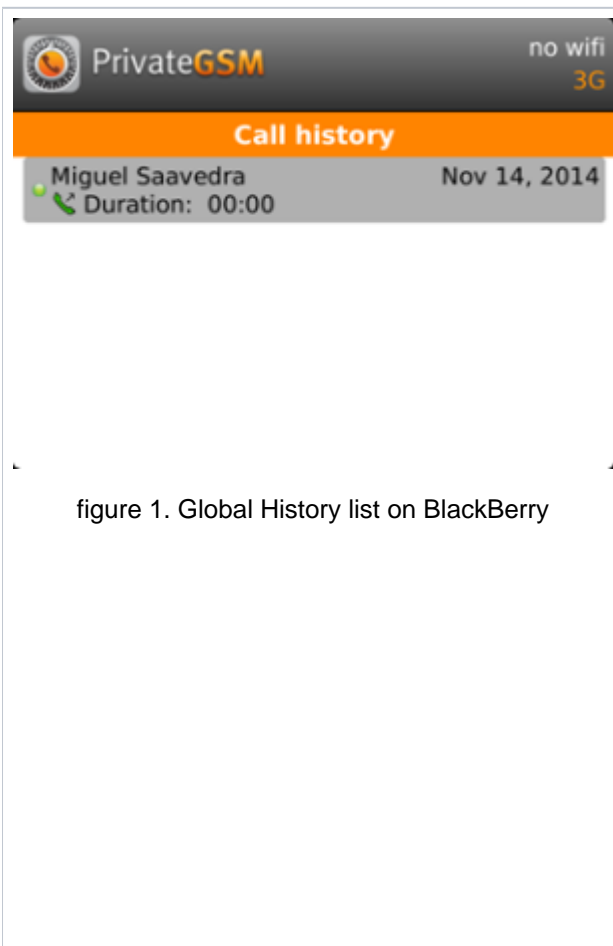


# History

Each platform let you reach the "History" list using an icon like the ones below:

Platform	"History" icon
Android	
BlackBerry	
iPhone	

Once you reached the global history view, you can get an overall look of the conversations (Voice calls) occurred on your PrivateWave :



Each item listed in "Global History" groups all voice activities with each contact, order by reverse chronological order. Select a contact in global history to have access to contact's history.

Example of contact's history event on BlackBerry	example of contact's history event on iPhone	example of contact's history event on BlackBerry
--	--	--



figure 4.



figure 5.



figure

The History item is about a call you'll read date, time and number of attempts performed by you or your party.

In each History detail view it's possible to either Secure Call or Secure Message that specific contact whose history you're reading.

[Advanced features](#)

[Secure Messages Persistent](#)