

Installation

There are three simple ways to obtain PrivateWave :

1. Regular installation by Apple Store or Google Play
2. By email/Text Message via Request to PrivateWave Italia S.r.l. download web site
3. By email/Text Message via Push invitation sent by Service Operator/Administrator



Based on your subscription plan it is possible that you have to pay data connection fee also when dialing and receiving a secure call. Check the costs of your Internet access on the selected access point before using PrivateWave . The customer service of your mobile operator may help you in this.

Once the installation file is downloaded on your device you just have to launch it and installation wizard completes the setup.

Regular installation via Apple Store or Google Play

That's as easy as installing any other App on your device. Simply open Apple Store or Google Play application and use "Search" function to look for **Private Wave** .

Once results are displayed you can install the edition of your choice.





It's **not possible** to install PrivateWave via "**BlackBerry World**", so if you're using BlackBerry devices you have to choose other installation means, like the ones listed below.

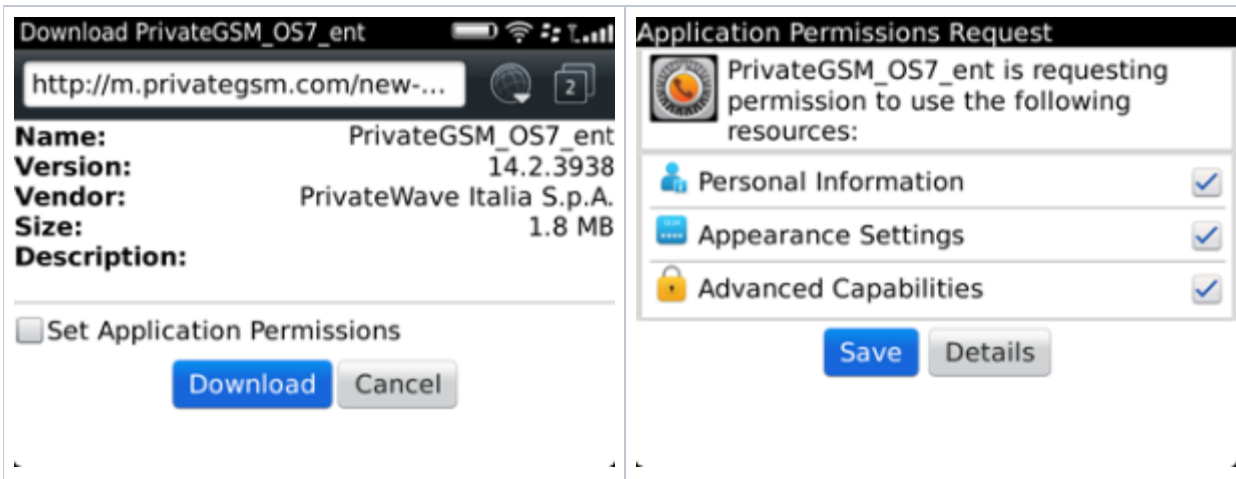
Pushed installation link

In case of pushed installation link the customer has only to wait for receiving installation link and then click on it. It's up to Service Administrator/Operator to send correct installation link.

BlackBerry installation

On BlackBerry platform you download the application and accept Application Permission Request. PrivateWave will start with the License Info screen. After Activation is performed, you find PrivateWave icon in the BlackBerry applications list.

Step 1	Step 2
Click on the link	Open the link
	
Step 3	Step 4
Download PrivateWave	Accept permission request

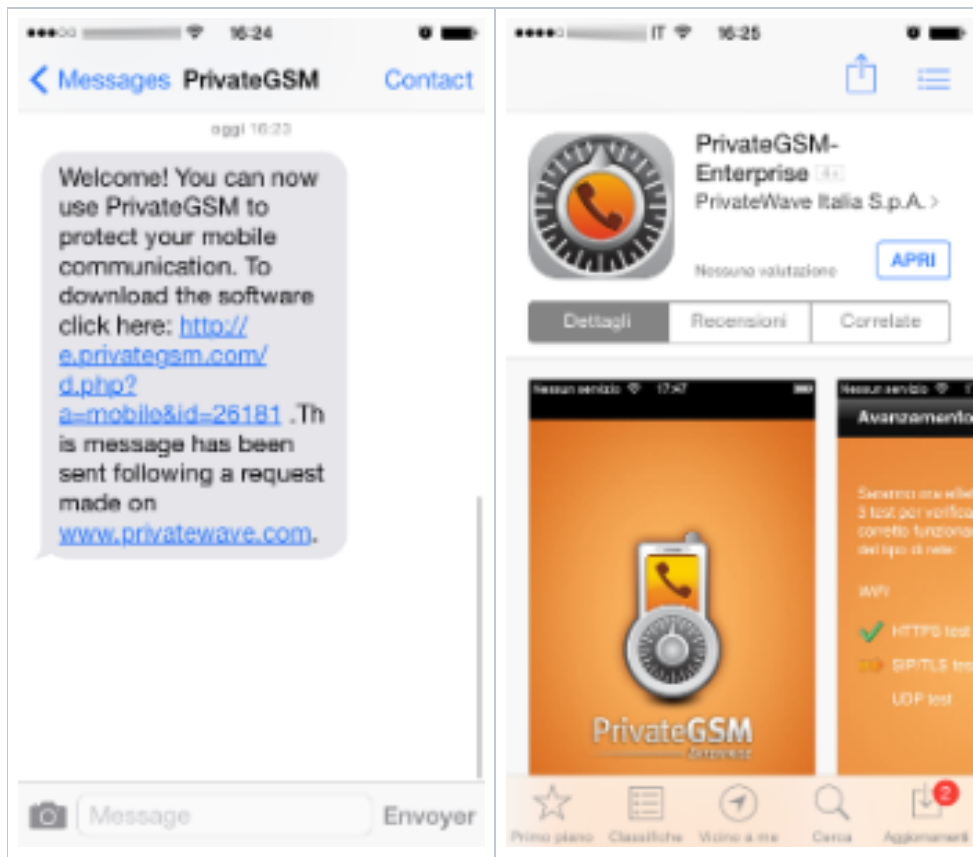


Step 5	Step 6
PrivateWave starts	PrivateWave icon is installed in the application folder

iPhone installation

PrivateWave for iPhone install procedure is the standard iPhone procedure. Simply click on the SMS and download PrivateWave through iTunes

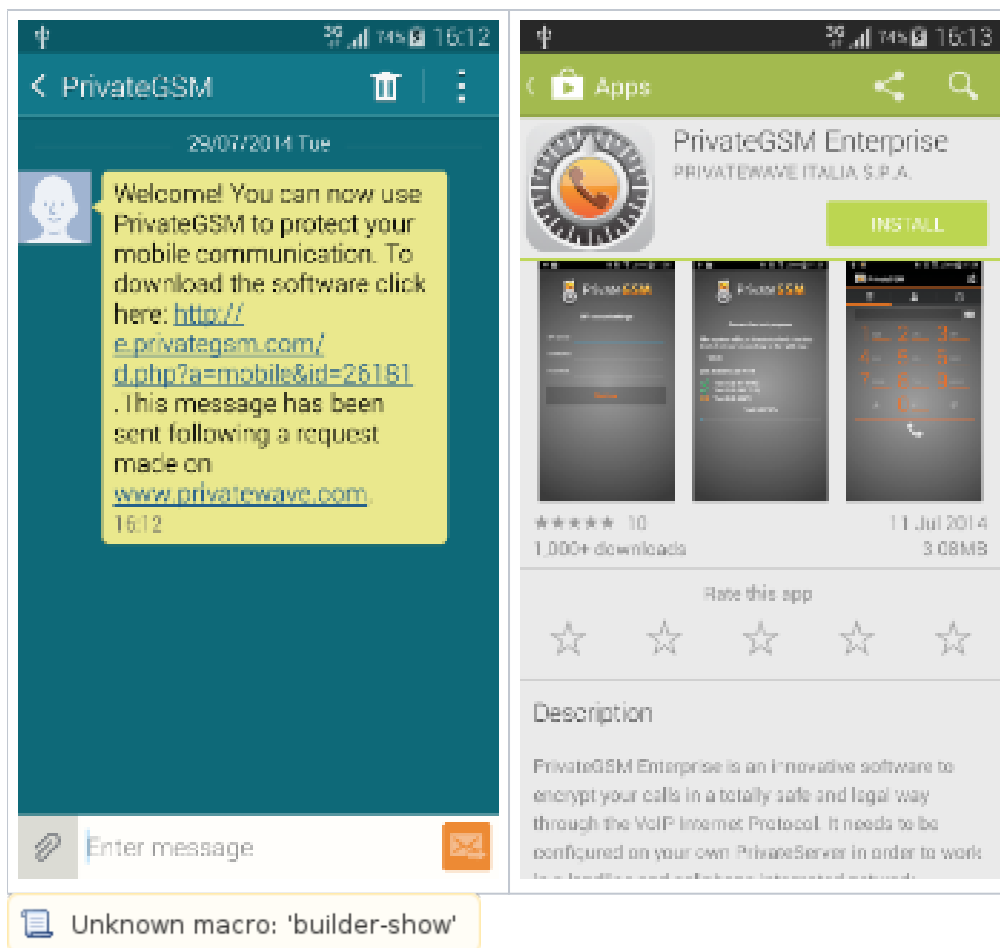
Step 1	Step 2
Click on the link	Confirm download



Android installation

PrivateWave for Android install procedure follow the standard Android procedure. Simply click on the SMS and download PrivateWave through Google Play

Step 1	Step 2
Click on the link	Confirm download



What you should know before starting

Manual Activation