

# Checking the call in progress




During a secure call the following information is displayed by PrivateGSM:

- key exchange status at the beginning of the call;
- connection quality.

## Call status

To establish a call PrivateGSM completes three phases shown by three icons:



### Call status icons

	<p><b>Red light</b></p>	<p><b>Starting the connection</b></p>	<p><b>Connection not yet established.</b> This step may take several seconds</p>
	<p><b>Yellow light</b> <b>ZRTP-edition ONLY</b></p>	<p><b>Key exchange</b></p>	<p><b>Connection established but encryption keys are being exchanged.</b></p>
	<p><b>Green light</b></p>	<p><b>Secure call established</b></p>	<p><b>Connection established and secure.</b> You can now speak securely</p>

## Call quality level

Some factors of the mobile network (i.e.: GPRS use, poor signal, frequent radio cell changes, roaming) could decrease the audio quality of the call, increasing voice delay. Three variants of the call status icon shows the current call quality level.

### Call quality level icons

	<p><b>Poor</b> connection quality</p>
	<p><b>Average</b> connection quality</p>



**Good** connection quality



**Note**

If the connection quality remains poor we suggest you to seek for better network coverage or connect to broadband Wi-Fi access point.

Top Secret Security

Available features during the call