

# Checking in progress calls




During a secure call the following informations are displayed by PrivateGSM:

- key exchange status at the beginning of the call;
- connection quality.

## Call status

To establish a call PrivateGSM completes three phases shown by three icons:



### Call status icons

	Red light	Starting the connection	Connection not yet established. This step may take several seconds
	Yellow light	Key exchange	Connection established but encryption keys are being exchanged.
	Green light	Secure call established	Connection established and secure. You can now speak securely

## Call quality level

Some factors of the mobile network (i.e.: GPRS use, poor signal, frequent radio cell changes, roaming) could decrease the audio quality of the call, increasing voice delay. Three variants of the call status icon shows the current call quality level.

### Call quality level icons

	Poor connection quality
	Average connection quality



**Good** connection quality



**Note**

If the connection quality remains poor we suggest you to seek for better network coverage or connect to broadband Wi-Fi access point.

Top Secret Security

Available features during the call