

License

PrivateWave license can have the following states:

- **Full:** you have a valid license.
- **Waiting for server response:** unknown status because of license server unreachability
- **Trial:** you have a license that is valid for a 30 days trial period with professional version.
- **Expired:** the license is expired

Upon first installation PrivateWave grants you 30-day trial license with full functionality with the professional version. At the end of the trial period the software automatically switches to expired mode and you cannot dial secure calls anymore but still you can receive secure calls.

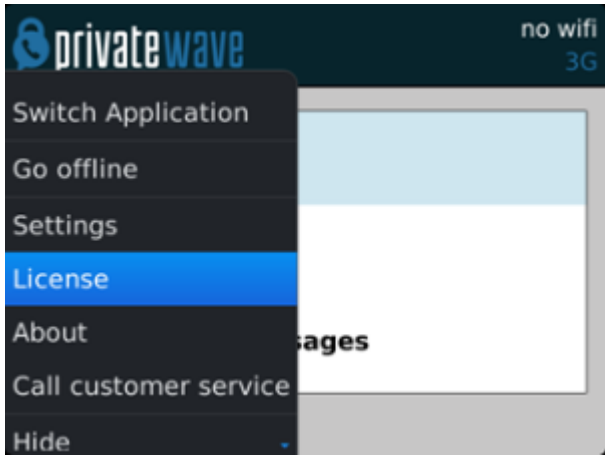
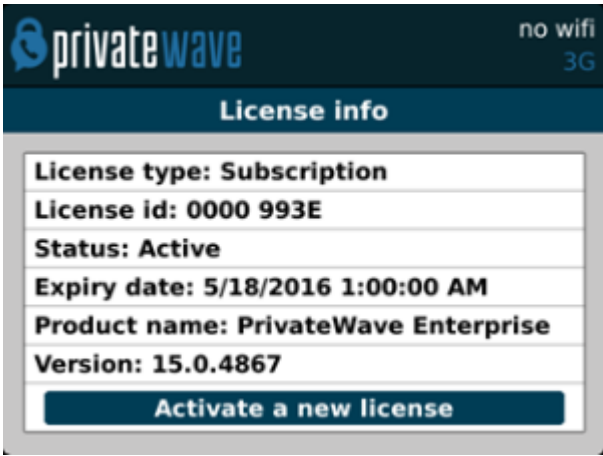


Trial period is activated after first installation occurred on specific device. Further installations on the same device do not grant more trial periods or extended ones!!

Checking your license

BlackBerry

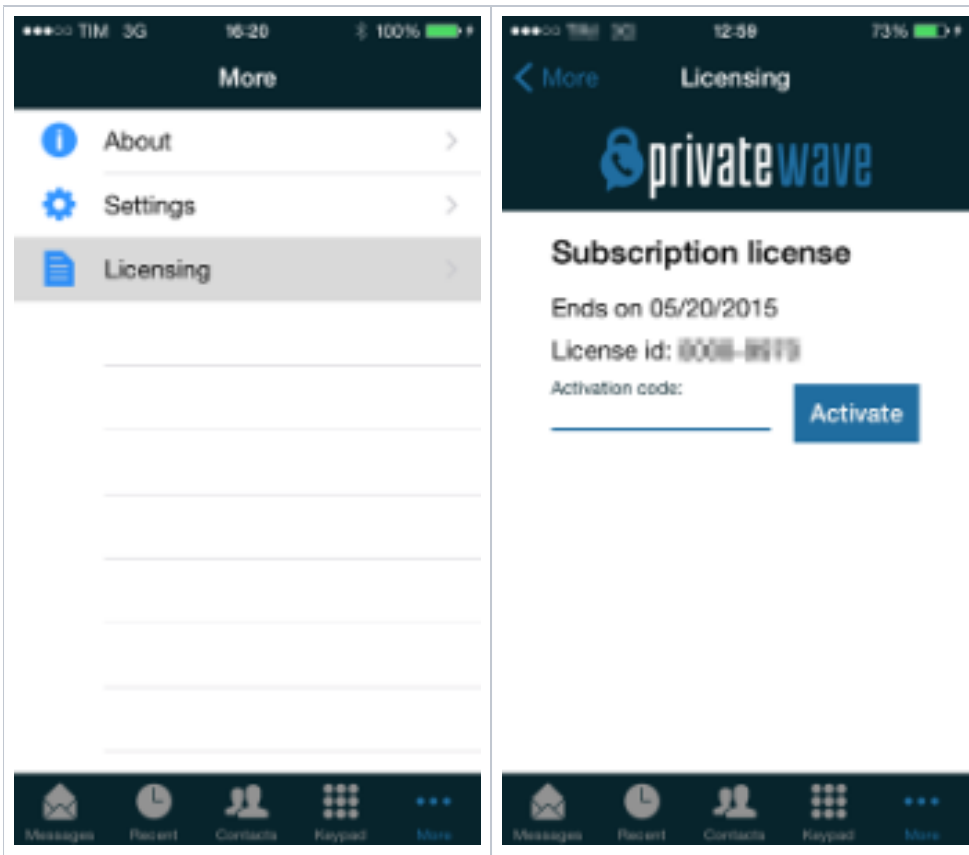
Select License from the main menu and check your user license

Step 1	Step 2
Select License	Check your License
	

iPhone

Select More > Licensing and then check your license

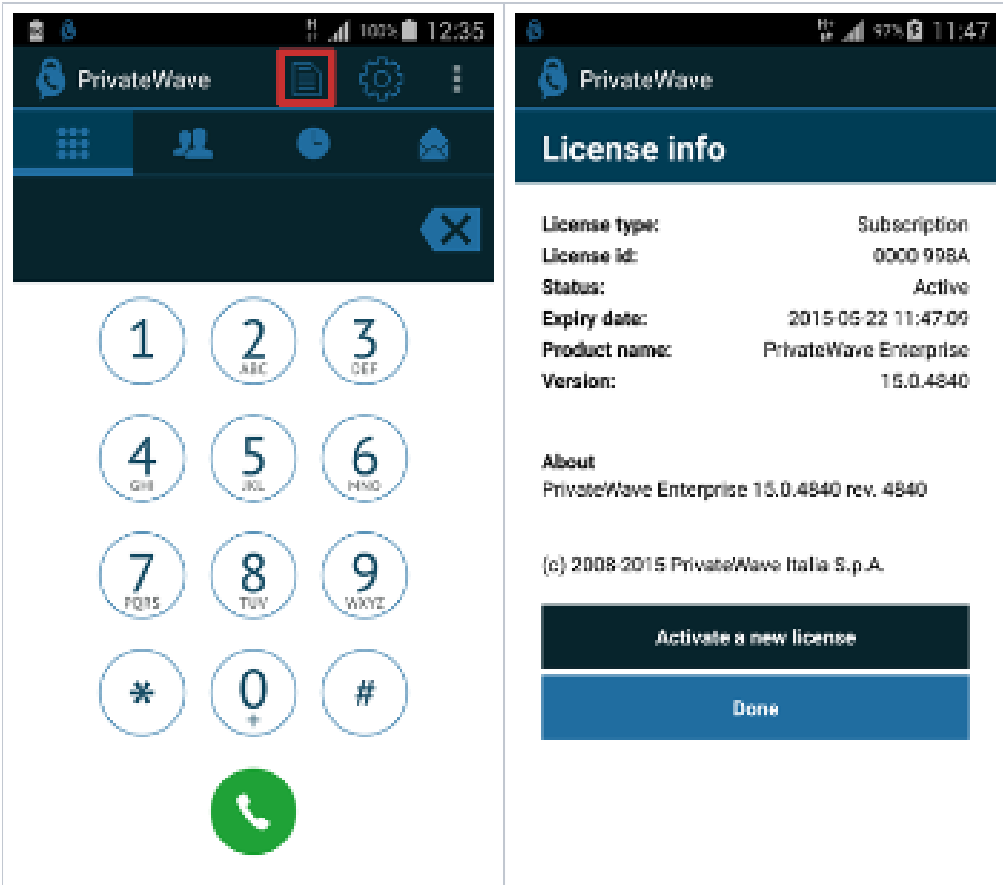
Step 1	Step 2
Select Licensing	Check your License



Android


Select License from the option menu and check your user license

Step 1	Step 2
Select License	Check your License




License activation

As said before, once your **trial period** is over, you need one valid license in order to continue using PrivateWave .

 To obtain valid license codes you have to contact your Service Provider Operator.

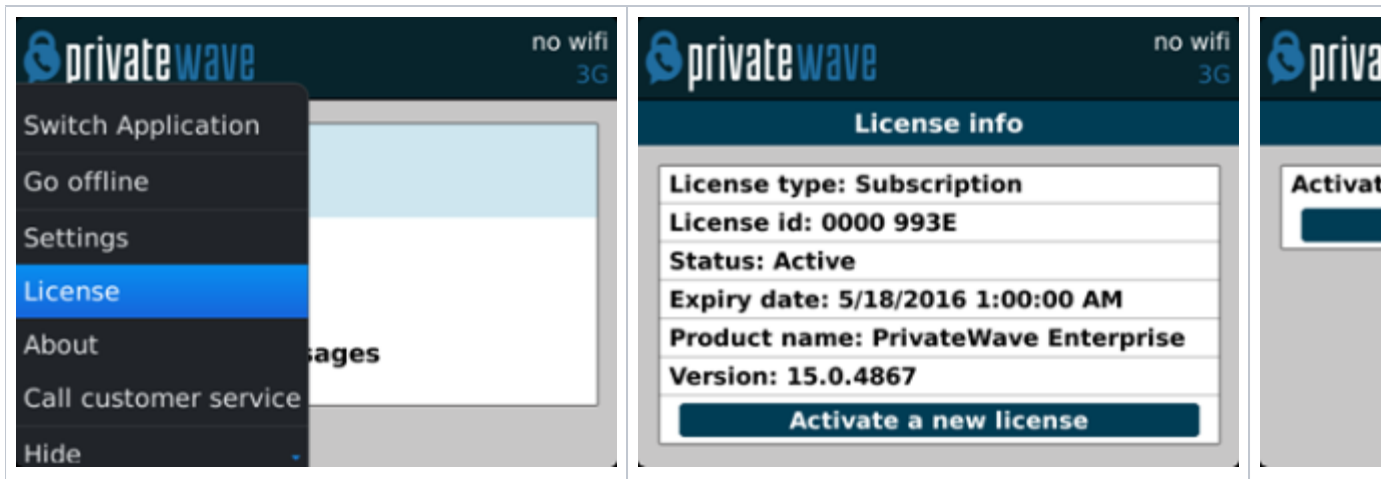
Once you have the code you can enter it directly in the application to activate PrivateWave .

 Most of the times you do not need to insert licence codes necessary because they are provisioned by your Service Operator along with client settings, via Automatic Activation (please read [Automatic activation](#))

BlackBerry

Select License from main screen and then click on "Activate a new license". Insert the activation code and click on Activate button

Step 1	Step 2	Step 3
Select License	Select "Activate a new license"	<ul style="list-style-type: none">• Insert ac



Licensing method Professional

Licensing is managed server side on iPhone and Android platform.

When client PrivateWave show that the license is expired, the user must contact our support team support@privatewave.com and communicate the phone number of the license expired.

Licensing method Enterprise

When a provisioning profile is created server side, a valid activation code is inserted in the activation code field and when client is activated, at the end of automatic activation the client is able to connect to PrivateServer with a valid license.

License migration

PrivateWave license is bound to both your mobile device and your SIM card.

- If you change your device and move your SIM card into your new device, your license will be automatically migrated to new device.
- If you change your SIM (eg: move to a new mobile operator) and insert a new SIM, your license status will be preserved.



Automatic license migration from one iPhone to a new device is NOT supported due to some platform constraints imposed by the operation system. Request a manual license migration from PrivateWave Italia S.r.l. before changing your iPhone.



Trial period is NOT supported on iPhone, due to legal constraints imposed by the Terms & Conditions of App Store.

[PIN protection](#)

[Functional notes](#)